



# METAL ARTS

SOCIETY OF SOUTHERN CALIFORNIA

May/June 2018

## MASSC 2018 Jewelry Challenge Luncheon



**Sunday June 24th, 2018**  
**10:00am - 2:30pm**

Join us to vote for your favorite entry, share a sit down lunch, and celebrate this years winners at The Centre at Sycamore Plaza in Lakewood. Hosted in the spacious Weingart Ballroom, we encourage you to bring friends and family to this fun and lively event.

**Location** The Weingart Ballroom at The Centre at Sycamore Plaza  
 5000 Clark Ave, Lakewood, CA 90712

**Cost:** \$40 for anyone not participating in the Challenge  
 \$30 for MASSC Members who submitted a piece for the Challenge  
 Choice of 3 different entrees at time of registration

**Registration closes:** Friday, June 8th at <http://www.massconline.com>



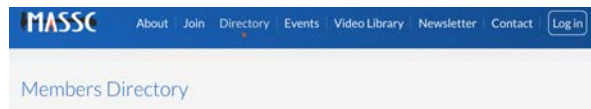


Angelina Smith

# PRESIDENT'S MESSAGE

## Hello fellow smiths & jewelry enthusiasts!

**We** are thrilled to have members taking advantage of some of the new fancy features of our website, mainly the Directory section <http://www.massconline.com/members-directory> where users can set up an online portfolio of work in their member profile.



I know many of you haven't had the time to set up your photos yet... (You know who you are. You look like this!)



So I'm reminding all of you to upload a headshot or logo, a brief statement and services you are offering as craftspeople and specialists.

Help fill in the blanks in your profile and it will be more successful and useful, to you as a member benefit, and to website visitors as

a resource for metal related requests. I'll be sending out some reminder emails with instructions on how to add content to your Member Profile page so expect to hear from me if you look like the photo above ;)

## Jewelry Challenge 2018



Many of you have been hard at work these past weeks creating a wearable piece of jewelry for the 2018 Jewelry Challenge. Boxes were sent out in end of February to our challenge participants -boxes of undisclosed materials to work with.

Those materials were:  
2" X 2" 16 ga Sterling silver sheet  
3" X 3" 20 ga copper sheet  
3" of square brass tubing  
10 brass escutcheon pins  
4" brass lamp band  
3 vintage buttons  
5' 20 ga sterling silver round wire



This year we switched things up and allowed TWO "wildcard" items to the mix instead of just one and we also introduced THEMES. Participants had to choose from 1 of 3 themes: Art Deco, Egyptian, or Steampunk.

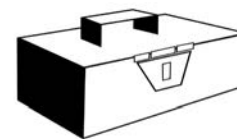
All submissions are in and the pieces will be on display June 24th, 2018 from 10-12 during the Jewelry Challenge Luncheon, which (in case you've never been) is one of

our most fun and interactive events. While socializing and enjoying some tasty appetizers, attendees get to vote on their 1st, 2nd, and 3rd favorite entries for the people's choice awards of \$300, \$200, and \$100 respectively. Award winners are chosen by popular vote and a Grand Prize of \$500 will be awarded by a juror. Pieces will be judged on the creative use of the materials and the innovative use of the themed design requirement.

The luncheon will take place at the Sycamore Center in Lakewood at the Weingart Room; Two drink tickets for refreshments (wine, soda etc.) are included with registration, which you can enjoy sipping while listening to our interesting lineup of speakers, catching up with friends and congratulating the Challenge winners. It's going to be a blast, I hope to see you all there.

For more luncheon information or to purchase your ticket for \$40 visit [www.massconline.com](http://www.massconline.com)

You will also have a chance to contribute to the Toolbox Initiative by bringing a tool to the registration table to donate. The Toolbox Initiative is a volunteer effort created by jewelers Matthieu Cheminée and Tim McCreight in 2014. The goal is to assist jewelers with limited resources through the collective strength of the metalworking community and to create new connections worldwide.



TOOLBOX INITIATIVE


Here are some examples of tools that have been donated in the past: pliers, mandrels, hammers, mallets, draw plates, brass brush, dividers, saw frames, saw blades, rulers, dapping tools, buffing wheels & compound, vise grips, sand paper, old files, reading glasses, even silver or cash. I know I have extra tools that are lying around that I will probably never get around to using. This is the perfect

opportunity to unload a bit and feel good doing it! For more information on the initiative visit <http://www.toolboxinitiative.org/>



# CLASP - 4000 years of Fasteners in Jewelry by ANNA Tabakhova / reviewed by John Rose

## BOOK REVIEW



**Very** likely the most beautiful and comprehensive book on the subject of clasps ever produced. Author Anna Tabakhova has meticulously researched, photographed and illustrated a sumptuous study of her subject that is at once an art book, historical research and technical manual.

Clasps is far beyond the usual collection of step-by-step "how to" projects. Presented here is a concise history of clasps and their development. Detailed illustrations and close up photos of historical ex-

amples show how the clasps were fabricated and how they work. Shown and revealed are the inner workings of some of history's most enigmatic clasps and closures from ancient times up through modern ateliers.

Tabakhova has organized her subject with working jewellers in mind. Each section of the book groups clasps by type so the book is a fast reference. Be forewarned though, it is easy to get sidetracked with all the interesting historical information offered in an easy to read and engaging style.

This will be the definitive reference work on the subject of clasps for some time to come. 4000 years of clasps surveyed, 32 historians consulted, 22 museums involved; 76 contributors, jewellers, artists and designers from 30 countries.

The only drawback, and it's a minor one, is that the book is only sold on the Editions Terracol web site. <http://www.editions-terracol.com/en/arts-et-techniques/15-clasps-4000-years-of-fasteners-in-jewellery-english-version.html> The book is well worth seeking out. Clasps deserves a place in the working library of every serious jeweler and metalsmith.

CLASPS - 4000 years of fasteners in jewellery  
Anna Tabakhova  
ISBN: 9782953521856



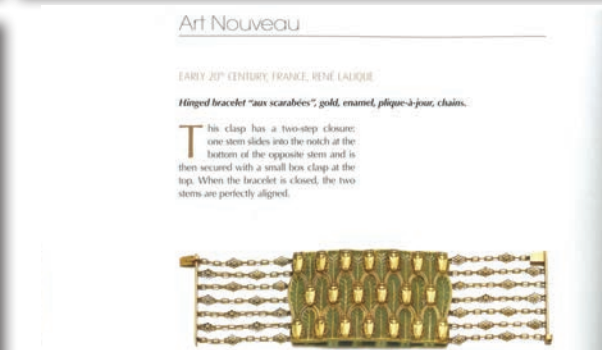
Clasps. 4000 Years of Fasteners in Jewellery © anna tabakhova



Clasps. 4000 Years of Fasteners in Jewellery © anna tabakhova



Clasps. 4000 Years of Fasteners in Jewellery © anna tabakhova



Editions Terracol 2017 - \$67.50  
<http://www.editions-terracol.com/en/arts-et-techniques/15-clasps-4000-years-of-fasteners-in-jewellery-english-version.html>



## 2018 Downtown LA Jewelry Tour

### Kristina Grace - 2018 Tour Guide

We had a great time on the DTLA Jewelry District Tour this year. It was my 4th year leading a group and it gets better every year. We had so many new faces that had never ever been to the DTLA Jewelry District before. We visited many of our long time vendors, a few new ones, and a couple of new ones found us. My group was the first to happen upon Inta Gems, where we were all surprised when they gifted everyone in my group, (except me!) with a free emerald, albeit a small one. Another result of the DTLA JD Tour is that four other individuals, on that day or after, have approached me to ask what we were doing and what group we were with? That gives me the opening to discuss MASSC a little, what we do, and they have all asked to be added to our list of suppliers and/or to be on the tour route next year. Additionally, several of our long time and new vendors have asked what we get as tour guides or what we expect in return for bringing new potential customers. I smiled and said, we don't expect anything except that you treat those people with the same fairness you have treated us with

all these years. When one particular lady asked, "So, what? Should I give you a percentage of sales?" To which I responded, I don't expect anything in return, it's just about paying it forward & giving back to my community. She looked confused, but didn't ask anything further. All in all, I have a great time talking all things metal-smithing & jewelry making; if it's with other like minds, even better. If you're ever planning a trip or find yourself in Downtown Los Angeles and you want to meet up, whether for help finding a vendor or to grab coffee, don't hesitate to reach out.

KristinaGraceDesigns@gmail.com

### Marta Bialy - 2018 Tour Guide

This was my third year leading a group of MASSC members on a tour of the Downtown Los Angeles jewelry district. After working in the jewelry district for 6 years, It's always a blast sharing my knowledge of vendors and downtown secrets. I enjoy getting to know my fellow metalsmiths and helping them find local resources that they might need to complete their project, or find

a manufacturer to help them streamline production or just inspire someone to try something new by providing them with a vendor that can help them try a new process. It really was a great day, I even learned a few new things myself about CAD and got introduced to a few vendors that even I had never met. All in all a very educational day!

MartaBialy@hotmail.com

### Angelina Smith - 2018 Tour Guide

Several years back we observed that many of our fellow jewelers and metalsmiths had never ventured into the jewelry district. Some felt that there was no reason to go through the trouble of visiting, parking can be expensive and scary, others were just afraid to come on their own. From this we had the idea to create an event designed to introduce our fellow jeweler's and metalsmiths to the vast resources that lie within the network of downtown manufacturers and suppliers. The event is now in its fourth year and continues to be well received. We all convened downtown at Le Cafe Bonjour in the morning

for some of Gabriel's coffee before setting off on foot to visit over 20 vendors, some were vendors we've had on the tour in past years, some were new. That wasn't relevant for most of our attendees because to our surprise about 90% of the members who came had never been on one of our tours! We also visited the Pershing Square farmers market which has some really tasty lunch options. We have enclosed our database listing our vendors in this newsletter for those of you who couldn't make it on the tour, the ones highlighted in orange are the places we visited on this years tour. If you have any questions about the event or any of the vendors, or if you have a resource you want to suggest to add to the tour next year drop us a line!

Massc.President@gmail.com

## Todd Blackmoore b&me

My name is Todd Blackmoore, my daughter and I joined MASSC recently and it was suggested that we participate in the Down Town Los Angeles Jewelry District tour hosted by the members of the MASSC leadership team. My goal was to get a better understanding of the resources, skilled artisans and various vendors all centered around the that amazing Down Town LA jewelry district.

Our tour was led by Angelina Smith and we toured around 8-10 key spots with passionate people she has worked with. Her introduction to each of these people and the unique services they provide was extremely useful. One of my favorite stops on our tour was meeting with Sako at Barso Diamond Setting and learning about the process of Micro Pave Stone setting. Also visiting several of the tool suppliers including A&A Jewelry Supply was helpful to get some perspective on various products like benches.



This day was not only a great way to gain access to select artisans and vendors in the DTLA Jewelry district but it was also a wonderful opportunity to network with the other 10-12 MASSC members that joined our group for the tour. I have included several pictures that I took along the way.  
<https://brooklynandi.com/>

## Our members words

"Thank you for putting together such a comprehensive list of DTLA jewelry vendors. This was the first MASSC event I've attended and I was very impressed with how well everything was organized and how knowledgeable, Kristina, our tour guide was.



It was a wonderful day."  
Dianne

"Thank you so much for sharing all this great info. I had no clue that this area even existed!"  
Nohline

"Thanks so much for the tour and all of the great resources! I'm super excited to be a member of this group and looking



forward to getting to know everyone and exploring some of these new suppliers."

Beth



"Thanks Angelina, Marta and everyone who organized the DTLA tour, great as always."

Shirley

"The Tour was great, with lots of good resources. You were a terrific guide. I look forward to future MASSC events."

Yolanda



# A VERY SPECIAL THANK YOU TO ALL THE VENDORS WHO WELCOMED OUR GROUP DURING THE 2018 MASSC DOWNTOWN LOS ANGELES JEWELRY TOUR!


1

MASSC Jewelry District Tour  
2018 Vendor List  
(highlighted businesses)

VENDOR NAME	ADDRESS	STE.	PERSON	VENDOR TYPE	PHONE
3D Printing Platinum Casting & Cleanup	718 S Hill St	506	Petros	3D Print Shop	213 623 1232
A & A Jewelry Supply	319 W 6th St			Tool Supplier	213 627 8004
A to Z Jewelry Tools and Supplies	414 W 6th St		Sako	Tool Supplier	213 689 8733
Acme Display	1057 S Olive St			DISPLAYS & PACKAGING (not in jewelry district)	888 379 9566
Alberoni Jewelry Engraving	412 W 6th St	1205	Alberoni	Engraving Hand	213 488 1552
Alexander Jewelry Repair	640 S Hill	R13	Alexander	Laser engraving and repairs	213 623 7616
Ancora Casting	640 S Hill St	854	Tony & Ara	Next day casting, plastic burnout, mold making	(213) 488-1555
Aro	707 S Broadway Blvd	1115	Aro	Custom Manufacturing, carving, enameling	818 968 9194
Athenian Fashion	416 E 8th St			Chains & Charms - cheap fashion elements (not in jewelry district)	(213) 489-2237
Avos Casting	635 S Hill St	702	Avo	CASTING	213 627 5059
Barso diamond setting	629 S Hill St	810	sako	Micro Pave Setter, uses microscope	818 519-4664
Bella finding house 1	427 W 7th St			CHAINS & FINDINGS	213 489 4252
Bella finding house 2	607 S Hill St			CHAINS & FINDINGS	213 629 4840
Cal Mart Plating	412 W 6th St	1404		PLATING	213 623 6987
Central Park Platinum	213 689-7993	#704	Karop	Platinum Casting/Laser Welding	(213) 689-7993
CN Gems	640 S Hill St	d16	Tony	STONES COLORED	(213) 627-8619
CZ Elephant/TAM Trading Co	318 W 6th St	18		Colored Stones, Natural & CZs	213 622 0533
Eds Box	320 W 7th St			Jewelry Display & Packaging	213 489 3438
Edward's Jewelry & Refining	707 S Broadway Blvd	808	Edward	Manufacturing	213 321 3779
Gaby Jewelry Supply	309 W 6th St		Gaby	Tool supply shop	213 891 9004
GNS Diamonds (setter)	550 S Hill St	652	Grugne	STONE SETTING	213 622 6040
Grayr Jewelry Manufacturing	707 S Broadway Blvd	803	Harry	Manufacturing	818 521 2523
H. Gems	601 S Hill St	C-1		STONES COLORED	213 622 3975
hi tech casting	635 S Hill St	#510		Good quality gold casting and silver casting 2-3 day turn around	(213) 623-0183
Horology Watch & Jewelry	655 S Hill St.	Booth A-10-11-12	John	Master Watch Technician, repair, service, cleaning, buy & sell	213 402 9992
Hratch Manufacturing	707 S Broadway Blvd	309	Hratch	Laser welding, repair & custom fabrication	818 481 4202
Hyman	640 S Hill St	1053	Hyman	STONE SETTING	626 381 8176
Ideal Brand Marketing	550 S Hill St	788		Photography - jewelry	213 627 8363
IF Jewelry Design	625 S Hill St	244	Young Kim	Engraving Laser	213 955 0038
INTA Gems	631 S Hill St	55 & 59	Jerry	G.I.A. Fine Cut Diamonds & Gems	(213) 689-9650

MASSC Jewelry District Tour  
2018 Vendor List  
(highlighted businesses)

Jewelry Art Studio	550 S Hill St	733	Raffi	3D wax printers	213 623 5577
Jewelry Tool & Supply Co	412 W 6th St	1011	Joseph	Tools & Supplies, Foredom repair, He makes and sells tools.	213 624 8224
Kata Jewelry Manufacturing	412 W 6th St	#1225	Shuji	Full service jewelry manufacturer	(213) 623-2773
Kegulian Jewelry Casting	640 S Hill St	549		Casting	213 622 6188
Kim Lapidary	629 S Hill St	405	Mr. Kim	Stone cutter	213 623 1484
KR Jewelry	629 S Hill St	703		Stone setting & Molds, Casting, wax work	213 622 4414
Land Gems Inc	607 S Hill St	607		Quality Gemstones - Custom stone cutting	213 489 0666
Lucky Gem Cutting	650 S Hill St	Mr14	Young	Stones & Custom cutting	213 683 1425
M+S Gems	650 S Hill St	J6	Sally & Meng	Colored Stones	213 489 1147
Mike Ajmo	640 S Hill St	B-27	Mike	3D CAD Artist	213 268-7097
Miro Setting	606 S Hill St	814	Miro	Stone Setting	(818) 606-5756
Modern Jewelry Polishing	728 S Hill St	601	coco	Electroforming & Plating, nickel free upon request	(213) 612-0388
NK	608 S Hill St	602		PLATING Supply	
Norik 3D Design	707 S Broadway Blvd	921	Norik	3D CAD Design	818 448 5550
Nova Gold Imports Inc	640 S hill St	A-27		Good Quality Gold Chain	(213) 622-4297
PL Gems	650 plaza	D16		Gemstones	(213) 623-2829
R.K. Gems	318 W 6th St	Booth 15	Gupta	STONES	213 629 1601
Ruben Wax Carving	607 S Hill St	PL43A	Ruben	Very Nice wax carvings	818 288 6664
Sassounian Inc	716 S Olive St			TOOLS	213 627 1206
Selected Findings	625 S Hill St	239		CHAINS & FINDINGS	213 612 5014
Shine Plating	629 S Hill St	704	Karo, Ana	PLATING	213 955 5880
Silver City	444 S Hill St			CHAINS & FINDINGS	213 689 1488
Silver Palace	640 S Hill St	3rd Floor		Chains and cheap fashion	213 488 9906
Silvex Factory	610 S Broadway Blvd	813		CASTING	213 488 0408
Triple "R" Engraving	640 S Hill St	K-23	Randy	Engraving	626 233 4094
VB Assay	707 S Broadway Blvd	911	Viken "cookie man"	Assayer of precious metals	626 375 4954
World Jewelry Specialists	606 S Hill St	814	Nishan	Engraving and namesake necklaces	



## Florence Jewelry District

**At First** glance, it may seem that Los Angeles and Florence, Italy have nothing in common, but on closer inspection you'll see at least one thing in common...the jewelry center where most of the city's goldsmiths, stone setters, engravers, etc. have tiny little offices from which they work to support the professional jewelry designers of Florence. If you had the chance to attend the recent and very popular MASSC Downtown LA Jewelry Tour, then you have an idea of what I am talking about.

Last Fall during the Metalsmiths in Florence workshop, I had the chance to tour the "Jewelry District's behind-the-scenes" workings of Florence, after one of our workshop days.

Giovanni (the Florentine Master Goldsmith who is our instructor for the week) took me across the Ponte Vecchio and down a narrow alleyway to a small door with a simple stone sign that read "Casa Artigiana Dell'Orafo" (Craftsman House of the Goldsmith). The building itself is a former 15th century convent where the famous Medici family brought all the Florentine goldsmiths shops together.



Giovanni took me into many rooms of various engravers, stone setters, casters, etc...and introduced me as the "Crazy American" who wanted to see what they were doing. I tried to ask intelligent questions, but I stumbled along in my pathetic Italian and then they all made fun

of me, which by the way is meant to be taken as a compliment, I guess.... haha.

I must say, it was an amazing experience to feel the



## METALSMITHS IN FLORENCE *continued from p7*

weight of the artisan history of Florentine goldsmiths as I climbed the same stairs and walked the same corridors. I am really looking forward to the Fall Metalsmiths in Florence workshop as we will be not only learning how to work with gold in our jewelry designs, but we will also learn the ancient technique of granulation. Combining a week of a metals workshop with “living like a local” in Florence, Italy is a life changing experience... 14th century accommodations, museum tour, wine tour, fabulous food...we'd love to have you join us!



There are a few spots still available. You can find out all the details here: <https://www.monica-branstrom.com/italyworkshop/> or you can email me at [monica7873@gmail.com](mailto:monica7873@gmail.com) for all the exciting information!

CIAO! Monica Branstrom



## MASSC Vision Statement

Shaping the future by preserving metal art heritage, discovering new methods while sharing our knowledge and resources.

## MASSC Mission Statement

To educate the Community, inspiring and challenging those who seek excellence in jewelry and metal arts, while providing educational, visual material and experiential connections.



## BOARD OF DIRECTORS

President	Angelina Smith	massc.president@gmail.com
VP/Program Chair	Erin Proctor	massc.vp@gmail.com
Recording Secy	Betsy Manheimer	bmanheimer@roadrunner.com
Corresp. Secy	Jennifer Polson	jnoslop@gmail.com
Treasurer	Toni Federe	ladyink@cox.net
Membership	Monica Branstrom	join.massc@gmail.com
San Diego Rep	Carol Sivets	619-281-6447 ladysmith@fastmail.fm
Hospitality Chair	Vacant	massc.hospitality@gmail
Video Archives	Nancy Jo Stroud	uniquesbynj@cox.net
Newsletter	Elise Preiss	massc.editor@gmail.com
Newsletter Assitant	Pat Wierman	goddesswoman@hotmail.com

### Board Members at Large

Kristina Grace	kristinagracedesigns@gmail.com
Trish McAleer	tmcaleer@cox.net
Raminta Jautokas	raminta@flash.net
Ketarah Shaffer	949-495-4622 ketarah.massc@gmail.com
Diane Weimer	diaweimer@gmail.com

MASSC web site: [www.massconline.com](http://www.massconline.com)

MASSC Instagram: @metalarssociety

MASSC on FaceBook: <http://www.facebook.com/groups/134035216002/>

MASSC serves the needs and interests of artists working in metals and provides an environment for the exchange of information, instructional workshops, demonstrations, lectures, and panel discussions. Annual dues Jan1- Dec 31); Regular Member, \$30; Family, \$45; Full-time Student \$20.

Membership forms are available at [www.MASSOnline.com](http://www.MASSOnline.com)

## SIG Dips into Prismacolor on Metal / Diane Weimer

# BOOK REVIEW




**Creating** color on metal was our aim when we decided to use Prismacolor pencils and pens for our February MASSC SIG (special interest group) meeting at my studio in Long Beach, CA. Getting together was the toughest problem we faced for this meet. Usually we meet second Tuesday of the month.... But this time it didn't work out, so I thought well let's do it 2nd Wed.... Little did I think about Valentine's Day which wiped out half of our group ( no Chalie Warner or David Keith, Ruth Shapiro, Trish McAleer or LaVerne Christenson) . So, Angela Roskelley, Toni Federe, Susan Walter and I had a great time using the Prismacolor pencils and pens.

The group came with their metal already painted with Gesso. Those who still needed to do that used a heat gun to dry it. Susan used the gray Gesso, I used the white one. Then we sand a little with a fine sanding block which you can find in any nail salon.

My next step was to put my design on my piece using a yellow pencil. I then used the Prismacolor black pen to trace around the outline of my design. Once done I filled in with the Prismacolor pencils. I was careful not to smear the black pen as I added my color. My next step was to go back in and do a little shading and highlighting with the colored pens.

Susan worked on her cats and Toni was making a pastel panel to use in a book and I was decorating my ravens. Toni was intent on blending her pencils and used an agate burnisher. Once done I sprayed it with Workable Fixative and Nikolas Lacquer.



Our meet is 6:30pm -9:30pm ... well 9:30 came too early that night. We all had a great time... Next time, Angela will be in charge of teaching us how to make paper earrings on 2nd Wednesday.



# FOR SALE BY MEMBERS

All items were purchased new and stored in dry storage for a number of years. Most contain original packaging and some items have been discontinued. Listed are the original prices, we are asking for 20% below retail value, OBO; if you are interested in purchasing multiple items or everything, please contact for special pricing & any questions you may have at kristinagracedesigns@gmail.com. Serious inquiries only, please.

## PRO CRAFT VACUUM MACHINE FOR INVESTING AND CASTING COMPLETE



Three-in-one unit invests under vacuum, casts perforated flasks under vacuum and casts regular flasks under vacuum. The Pro-Cast vacuum machine's square platform can be vibrated to eliminate air and bubbles. Unit accommodates perforated flasks up to 5" in diameter and 7" high. Pressure created by the powerful vacuum unit pulls molten metal into the most intricate patterns. Vacuum assist casting can also be done on this unit with regular solid wall flasks. Unit comes complete as shown. Not shown, flasks and crucibles, tongs and gloves all included at no additional cost. Additional crucibles, tongs and gloves not shown, will be included.

Retail: \$1,622.00  
ASKING: \$1200 OBO

## Central Machinery 62520 - 8 in. 5 Speed Bench Drill Press (NOT SURE IF LIGHT IS INCLUDED)

RETAIL: \$69.33  
ASKING: \$45 OBO



## Grobet USA® Dust Collector with Sealed 1/2Hp Motor

Retail \$525.00  
ASKING: \$420 OBO



## Grobet USA® Dust Sealed 1/2Hp Motor (Assorted buffing wheels, polishing and abrasive included with purchase)

Retail: \$395.00  
ASKING: \$300 OBO



## J-100 Manual Kiln (Special Left-Handed model)

RETAIL: \$710  
ASKING: \$550 OBO



## Kerr Steam Dewaxer

Retail: \$645.00  
ASKING: \$500 OBO



## Grobet USA® Dust Collector Only, 110 volt

Retail: \$460.00  
ASKING: \$350 OBO



CLASSIFIED

## EVENTS / MEMBERS EVENTS / WORKSHOPS

### Ongoing

Deb Jemmott occasionally offers small classes in her home studio a bit north of Escondido. If you would like to receive notification of the dates / times of future classes, please contact Deb [metalsmithdeb@gmail.com](mailto:metalsmithdeb@gmail.com) and ask to be on her email list.

### April 21st, 2018

MASSC Boardmeeting  
Sunday 10:00am - 12:00pm  
All welcome

### May 12th, 2018

OPEN STUDIO Diane Weimer's Studio  
Long Beach, CA.  
\$100, 9am-4pm  
Send check to reserve a spot.  
20% off for CASH day of.  
Contact [diaweimer@gmail.com](mailto:diaweimer@gmail.com)

### May 23rd-26th, 2018

Made - SNAG conference  
Portland, OR

### June 2nd, 2018

OPEN STUDIO Diane Weimer's Studio  
Long Beach, CA.  
\$100, 9am-4pm  
Send check to reserve a spot.  
20% off for CASH day of.  
Contact [diaweimer@gmail.com](mailto:diaweimer@gmail.com)

### June 3rd, 2018

**MASSC Boardmeeting**  
**Sunday 10:00am - 12:00pm**  
**All welcome**

### June 11-15, 2018

Genevieve Flynn Studio Kansas City, MO  
Jeanie Pratt, Designs in Woven Metal

### June 21-24, 2018

Silvera Jewelry School Berkeley, CA  
Jeanie Pratt, Designs in Woven Metal



### June 23rd, 2018

2Roses Kimono Print  
Pendant Workshop  
A polymer clay workshop by Corliss Rose

The Bowers Kidseum, second floor  
1802 N. Main Street, Santa Ana CA 92706  
Across the street from the Bowers Museum  
\$50. (all inclusive) for members of the Bead Society of Orange County and The Metal Arts Society of Southern California.  
This workshop has been formatted for absolute beginners and is also well suited for confident beginners or intermediate level students. Learn precision cutting, forming and finishing as you create this lovely pendant. Fee includes clay and related supplies. A limited number of clay rolling machines are also available for use by ab-

solute beginners. Email [corliss@2roses.com](mailto:corliss@2roses.com) for registration and complete description.

### June 24th, 2018

**MASSC**  
**Jewelry Challenge Luncheon**

### Aug. 25-26th, 2018

Diane Weimer's Garage workshop  
Richard Salley, Clasps and Hinges

### Sept. 14-15-16-17th, 2018

Diane Weimer's Garage workshop  
Anne Havel, Torch Fire Enamel

### September 23-30, 2018

**September 30- October 7, 2018**  
Metalsmiths in Florence, Florence, Italy  
Contact Monica at [monica7873@gmail.com](mailto:monica7873@gmail.com)

### Oct. 12-13-14-15th, 2018

Diane Weimer's Garage workshop  
Deb Karash, Drawing on Metal

**Upcoming**  
**MASSC - Date TBD**  
**Deb Karash workshop**

As a MASSC member you can advertise your classes and events in our newsletter! Send event details to [massc.editor@gmail.com](mailto:massc.editor@gmail.com) Deadline to be included in July August Newsletter is June 23rd.

**Did** everybody get a chance to see the finalists for the 2018 Saul Bell Design Award?



<http://www.saulbellaward.com/2018-finalists>

Our very own member Jill Tower made the cut.  
Check out her amazing bracelet... Congrats Jill!!"

-Monica Branstrom



## We are still looking for our new **Hospitality Volunteer**

This is a great volunteer position. Everybody is always happy to see the person that brings the coffee and snacks and you get to attend all events for free. This means being able to audit workshops (but not fully participate). Duties include purchasing the snacks and event foods and keeping the hospitality bins stocked with coffee, tea, and utensils, showing up to events early for setup. MASSC reimburses all hospitality expenses.

**Email [Massc.President@gmail.com](mailto:Massc.President@gmail.com) if you are interested!**

## A MASSC Membership's **BENEFIT**

### 10% Allcraft Jewelry Supply Discount!!

Allcraft's Tevel Herbstman is offering MASSC members 10% discount on list priced items. This includes all tools and supplies with exception of fine sheet metals, findings and fine wire products.

**Tevel says** "After you obtain a price from another supplier, call me last to get a quote from me."



Allcraft Jewelry Supply  
**(212) 279-7077**

# MASSC Video Library

## Now Available on DVD

The MASSC video library currently has 20 videos on DVD of past workshops that members can check out. These DVDs are direct videotapes of actual workshops and have not been edited. Watching a MASSC workshop video is akin to being there in person.

Elise Preiss - Enameling with Decals  
 Pauline Warg- Carved Bezels  
 Jillian Moore - Resin in 3D  
 Sarah Doremus- Kinetic Jewelry  
 Charity Hall - The Brooch Approach  
 Demo Day 2011 - 5 demos  
 NC Black Micro-Shell Forming  
 Alison Antleman - Custom Clasps  
 Belle Brooke Barer - Sculptural Hollow Ring  
 Diane Falkenhagen - Mixed Media Techniques for Jewelry  
 Leslee Frumin - Classy Clasps  
 Mary Lee Hu - Weaving and Chains  
 Charles Lewton-Brain - Fold Forming  
 Betsy Manheimer - Fold Forming  
 Trish McAleer - Metal Corrugation  
 Bruce Metcalf - Jewelry Alternatives  
 Ben Neubauer - Wire Fabrication  
 Harold O' Connor - Surface Embellishments & Efficient Workshop Methods  
 Katherine Palochak - Tufa Casting  
 2Roses - Metal Patination  
 Carol Sivets - Metal Reticulation  
 Lisa Slovis Mandel - Hydraulic Press  
 Carl Stanley - Cuff Bracelet  
 Pauline Warg - Metal Beads  
 Wayne Werner - Stone Setting  
 Betty Helen Longhi - Forming Techniques  
 Jeanne Jerousek McAninch - Chain Making

A \$20 donation is necessary to check out each DVD. This includes the use of the DVD plus 2-way shipping. There is no additional security deposit. Members can keep each DVD for up to 30 days. Videos can be checked out on the MASSC website at [www.massconline.com](http://www.massconline.com). Click the "Video Library" link on the home page.

# Petsmith

Erin Proctor, MASSC V.P.  
 Crazy Cat Lady

Maybe you're not supposed to have favorites, but this is Furrdinand, and he is definitely my #1 Cat out of the eight that currently rule over our lives. Found in our backyard 8 years ago, he was a sick little feral kitten with 3 litter mates. We took him in, my husband gave him his name, and we've been accidentally collecting cats ever since.



He's the favorite, and he knows it! As the only cat with studio privileges, he's got his own designated chair, his own shelf, and he gets dibs on every Rio box that he can fit in.

He keeps me on my toes, helps inspire me to keep the workspace clean, and is always obliged to remind me that treats don't grow on trees, and that should really get back to work!

I



## Did you change your email?

Don't miss your MASSC newsletter and workshop announcements.  
 Send changes to Monica Branstrom [join.massc@gmail.com](mailto:join.massc@gmail.com)