

OCTOBER 2021 Newsletter

DEMO DAY!
Registration is now Open!
Sunday, October 10th
10am-2pm
Four Demos
Online Auction &
Prizes! See pg. 10



Sign up to show us
your studio
Member
Studio Tour
November 13
12-2 pm

MASSCONLINE.COM

★ ★ ★ ★ Calling all MASSC Members ★ ★ ★ ★

HELP WANTED

LOOKING FOR MEMBERS INTERESTED IN STEERING
OUR JEWELRY COMMUNITY INTO THE FUTURE

WHO WANTS TO HELP US PLAN OUR FIRST WORKSHOP FOR 2022?

We need a few members to help us out!

The perks: You help decide what our first event of the new year will be
and you get to attend that event for free!

TO BE A PART OF THE PROGRAMS TEAM. EMAIL ERIN AT MASSC.VP.@GMAIL.COM FOR MORE INFO.

MASSC'S ELECTIONS

How Your Organization Operates

MASSC is an all-volunteer non-profit 501(c) 3 organization. Our membership year begins January 1 and runs through December 31 and functions in accordance with the Bylaws established for the conduct of MASSC operation.

The elected volunteer positions are for a two-year term with this next term beginning January 1 through December. Nominations are solicited from the general membership with a new **October 29th** deadline for nominations. A ballot with names of those running for office will then be created and submitted to the general membership in good standing for voting to be completed by deadline established (**Voting starts November 1st and ends November 26th**). The new officers will take their position January 1st.

"You know what the issue is with this world? Everyone wants a magical solution to their problem, and everyone refuses to believe in magic."

—Alice in Wonderland

If you have any questions, click link below to send an email:

[Email The Nominations Committee](#)

Timeline of Procedure

OCTOBER:

General Membership Meeting

The Nomination Committee shall issue notice to the general membership of all offices to be elected for Board of Directors, respective responsibilities of these positions, and the election time line. The notice shall indicate that members may nominate themselves or other candidates to run for office, the deadline their submission must be received, and written confirmation of the candidate's willingness to serve if elected.

The Nominating Committee will name one or more candidates for each elective office and will have the written confirmation of the candidate's willingness to serve if elected. The Chairperson of the Nominating Committee shall notify the Board of Directors of the slate of candidates.

NOVEMBER:

Ballots for the election

The election of Board of Director and Officers shall be held by secret mailed ballot on November first (1st) to conclude before December first (1st). The nominating committee shall tally the returned voted ballots. The elected offices shall be determined by simple majority of the returned voted ballots.

DECEMBER:

Announcing the election results

The Chairperson shall relay the election results to the Board of Directors, the candidates, and the General Membership using email, newsletter and social media publication.

"I am a volunteer for the Communications/Newsletter team. I saw that there was a need for help in this area within our organization and I am so happy to be part of the team that brings the latest information to the membership!"

—Ruth Kaplan, Newsletter Team

"Participating in Zoom activities has allowed me to see other jewelers work and gives us the ability to discuss techniques, materials, source supplies and ask questions about their work that I would not have known or found on my own."

—Monthly Makers Challenge Participant

ASK BETSY!

by Betsy Manheimer

Q: I'm looking to set up a jewelry studio or workspace in my home but I don't have a lot of space. What should I consider?

A: There are as many types of home studios or workspaces as there are people who use them, so there are a lot of variables. Some people have whole rooms, some use garages, some work at their kitchen table, so a lot of your decisions will depend on what type of space you have. Another consideration is what kind of work you will be doing—beadwork, wirework, soldering, lapidary, etc.—and what equipment you have or want to include.

One place to start in your planning is to look online at “home jewelry studio” or “home jewelry workspace” in any number of places. Google and Pinterest are good places to start where you can get an idea of the variety of workspaces that exist and see if any work for you. There are also videos available on **YouTube** if you search for “**setting up a home jewelry studio.**” And if you are a MASSC member, there is a **Spring Studio Tour** video available in the member area that highlights the studios of three of our members.

Regardless of the amount of space you have, there are a few important things to consider:

-If you use fire for soldering or torch-firing, you need a fireproof work surface. If you work with fire, you should most definitively always have a fire extinguisher in close proximity. And if you are using propane or acetylene there are safety and possibly insurance issues that you should look into.

- You need good ventilation. There's a lot of dust that comes with sawing, filing, polishing, and there are fumes from pickle and other chemicals that you might be using.

-You need to take ergonomics into consideration. If you do a lot of sawing or piercing and you are working off a table that is not elevated, you might consider some kind of adjustable height bench pin or other apparatus to get a proper height for your work so you don't blow out your back leaning over a bench pin that's too low for the job. A good task chair is also recommended.

-If you have equipment that's heavy, make sure your furniture or stand is up to the task. You don't want to put a heavy rolling mill or hydraulic press on a flimsy folding table.

I don't really have enough space here to go into too much detail, but take a look at some of the searches and videos mentioned above and you can get an idea of how people set up their space. While you're at it, you can also search for “**safety in the home jewelry studio**” where there is a lot of information about how to keep things safe at home.

Keep making great stuff, and send your questions to askmassc@gmail.com

Tools, Tricks & Inspiration by Ruth Kaplan

Books, Pinterest & Ganoksin_project on Instagram covers the inspiration part, I have no tricks for this issue ((happy halloween)) but I do have a bench pin I found very helpful!

Books:

The Jeweler's Studio Handbook by Brandon Holschuh




Master the art and craft of metal jewelry making in your own home studio. Brandon Holschuh walks you through planning your work space, selecting tools, materials, and mastering basic metalwork techniques.

The Jeweler's Bench Reference by Harold O'Connor

This complete reference guide offers a wealth of information on findings, processes, techniques and materials for the novice or intermediate craftsmen. Learn proper care and use of equipment and find vital information on jewelry making techniques including fabrication, soldering, stone setting, plating and casting plus more.

ECO Jewelry Handbook by Christine Dhein

This book is a resource for jewelers who are concerned about having a safe workplace where jewelry can be created in an eco-friendly way. Written specifically for small studios and school environments, the book is laid out in a summary format, looking at different chemicals and processes that are part of the jewelry-making environment, and the ecological impact of each one.



Tool:

The Perfect Bench Pin for jewelry makers, fits GRS Benchmate and others

Made in Milwaukee exclusively for the vendor, the Perfect Bench Pin is made from long-lasting UHMW plastic—material similar to professional cutting boards.

available at [FlowStudioSupply](https://FlowStudioSupply.com) on etsy.com



OCTOBER 2021

Black/Bold = MASSC Sponsored Event

SUNDAY	MONDAY	TUESDAY	WEDNESDAY	THURSDAY	FRIDAY	SATURDAY
					1	2 MASSC BOARD MEETING 10 AM
3	4 Silvera Jewelry School Steel and Gold Bette Barnett 10-12 pm PT	5 Silvera Jewelry School Steel and Gold Bette Barnett 10-12 pm PT	6 Silvera Jewelry School Steel and Gold Bette Barnett 10-12 pm PT	7 Silvera Jewelry School Steel and Gold Bette Barnett 10-12 pm PT	8	9
10 DEMO DAY 10AM-2PM Full day of demonstrations and Q&As from artists	11	12	13	14	15	16
17	18	19	20	21	22	23 Silvera Jewelry School Brooch Back Mountings 10-5 pm PT also Sun, Oct 24, same time
24 MONTHLY MAKERS CHALLENGE 10 AM Ripples or waves 31	25	26	27	28	29	30

NOVEMBER 2021

Black/Bold = MASSC Sponsored Event

SUNDAY	MONDAY	TUESDAY	WEDNESDAY	THURSDAY	FRIDAY	SATURDAY
	1 BALLOTS OUT TO ALL MASSC MEMBERS PLEASE VOTE	2	3	4	5 Metalwerx Exopy Surface Treatments Marta MaMetalwerx 1-3 pm EST	6 MASSC BOARD MEETING 10 AM Metalwerx Tinkering with Wire Ellen Wieske 1-3 pm PT
7 Metalwerx Tinkering with Wire Ellen Wieske 1-3 pm PT	8	9	10	11	12 West Coast Gem, Mineral & Fossil Show Hilton Orange County Costa Mesa 10 am to 6 pm	13 MEMBER STUDIO TOUR 12PM-2 PM West Coast Gem, Mineral & Fossil Show
14 West Coast Gem, Mineral & Fossil Show Hilton Orange County Costa Mesa 10 am to 5 pm	15 Metalwerx Gold on a Budget Alex Boyd 11-1 pm EST	16	17	18	19 Metalwerx Blanking Dies Jayne Redman 11-6 pm EST	20
21 MONTHLY MAKERS CHALLENGE 10 AM Construct a box	22	23	24	25 HAPPY THANKSGIVING	26 Silvera Jewelry School Lost Wax Casting Basics 1 Joe Silvera 10-5 pm PT	27
28	29 CHANUKAH BEGINS Silvera Jewelry School Art Nouveau Jewelry 6-9 pm PT	30				

DECEMBER 2021

Black/Bold = MASSC Sponsored Event

SUNDAY	MONDAY	TUESDAY	WEDNESDAY	THURSDAY	FRIDAY	SATURDAY
			1	2	3	4
5	6 LAST NIGHT OF CHANUKAH	7 Metalwerx Texture Deleopment and Tool Making Jesse Bert 6-8 pm EST	8	9	10 Silvera Jewelry School Folm Folding Multiples Jayne Redman 9:30-4:30 pm PT	11
12 MASSC South Holiday Party DATE/TIME/LOCATION TBA	13	14	15	16	17	18
19 MONTHLY MAKERS CHALLENGE 10 AM Ornaments	20	21	22	23	24	25 MERRY CHRISTMAS
26	27	28	29	30	31	

About the Elected Positions

President

This is the chief over-seer and delegator position. The President is one of the main faces and voices of MASSC. This person hosts the board meetings, touches base with all of the other board officers and volunteer teams regularly to make sure everything is running smoothly.

Vice President, Program Chairman

This position oversees the programming for MASSC, and will receive strong support from the President, VP of Operations and the Treasurer, as well as the Program Team that is made up of current and past seasoned board members in addition to whomever the VP of Programs appoints to help out along the way. With the President and the Programs Team, the VP will discuss and decide on workshops, lectures, shows, challenges etc. that MASSC will host throughout the year. This is a fun job that includes attending all of the fabulous events that MASSC puts on.

Vice President, Operations

This job is intended to assist with the coordination of payments, correspondence, and paperwork associated with our events throughout year. They will work closely with the President and VP of Programs and the Treasurer to ensure all i's are dotted and all t's are crossed so that events run smoothly from start to finish and all the bills get paid.

Treasurer

The Treasurer keeps the board updated on MASSC's bank balances, and often uses QuickBooks and Paypal. They oversee the collection of membership dues and issue refunds and checks when needed. They keep an account of all receipts and expenses, make a financial report at least once annually that is made available to the full membership, and they ensure all debts/bills are paid in a timely manner. The Treasurer also works with the Membership Chair to verify membership status and files necessary federal/state documents as required to maintain the organization's non-profit status. This position will have professional support, don't worry be intimidated.

Secretary

This position demands the least amount of time, and is a great first-time position for someone thinking about getting involved as a board member. They take notes at the board meetings and send the board a copy. This person also helps out in sending emails and thank you cards when needed. They are also able to attend events and help out in any way, such as assisting in hosting zoom events or helping to set up at an in-person workshop (when we go back to hosting in-person events again! Hopefully sometime next year!)

Each of the major board and volunteer positions will be supported by a team of experienced members so that nobody is left to do anything all on their own.

In addition to the elected offices described here, there are an array of appointed positions and specific volunteer opportunities which offer everyone who volunteers an opportunity to use *their* specific field of expertise to support the MASSC throughout the year. These jobs will be outlined in December's newsletter after the new board has been elected.

We sincerely hope that you'll consider running for an office or jumping in to help out on a specific project or two during the year. MASSC can't run without the teamwork of its members. Click the button below to read more about each elected position and to sign up to run in the upcoming election! Reach out to the board via email with any questions (contact info is found on the last page of every newsletter).

[ELECTION SIGN UP PAGE](#)

September's Monthly Makers Challenge was Inlay

Inlay can be so many things and done with so many techniques, participants showed us their talent by using rocks with metal, stone on stone, metal in metal, intarsia, Navajo inlay, wood and metal, channel setting, resin, mosaic, eggshell...the list is endless and was only limited by time and imagination...

The work showcasing inlay was outstanding! Participants displayed a huge palette of different techniques.



Bill Gallagher

Bill presented a wide variety of inlay samples, some of his outstanding work and the rings were his wedding rings (since redone).



Jean Vormelker

Ring. I don't have lapidary equipment, so used PMC as the base. The pinky ring is fine silver PMC. The ridges are high enough to protect the enamel from damage.

Monthly Makers Challenge




2Roses

We have been doing various kinds of inlay work for many years. We do traditional stone inlay and intarsia work. The bracelet is a typical example of the kinds of pieces we do using this technique. During the past 18 months we have been exploring Corlite and Fordite as materials for inlay. The plaque is an example of traditional Florentine Commas work using wood and Corlite instead of hardstones. The last piece shows Fordite inlayed into Fordite. 2Roses continues our journey of using alternative materials in ways to move traditional techniques forward.



Tigre Sheets

Hinged bracelet constructed with the complicated process of married metals.



Trudy Adler

I made this pendant at a very special class taught by Jim Kaufman in Sedona AZ. He was well known for his super fine work especially of feathers. He had a shop and then had his pieces set either in gold or silver by another artist. I had him set this for me so I could wear it home otherwise it would still be sitting in a drawer. The other inlay pieces are from classes taken with Richard Tsosie, the Navajo jeweler that teaches inlay classes in Idyllwild Arts Academy.



Monthly Makers Challenge



Stella Schoss

Resin Inlay Different types of inlay created with resin mixed with natural spices to add color and more.



Virginia Hyatt

Inlay pieces, beautifully crafted inlay pieces from classes at Idyllwild.



Ruth Kaplan

Matrix inlay pieces, Sailfish cuff bracelet, matrix inlay, overlay, acid etching with gold details and turquoise stones.

Demo Day – A Full day of events


Join us on October 10th for
**Demonstrations from four
amazing MASSC Artists!**

CLICK THE IMAGE TO REGISTER FOR THE EVENT


DEMO DAY 2021 LINE-UP




DAVID FREDA
24K GOLD GRANULATION



TRISH MCALEER
METAL CORRUGATION



ERIN PROCTOR
DIRECT CASTING



KATHLEEN FOCHTMAN-GAMBS
ENAMELING BASICS



Extras of Interest & Member Perks

Schools & Classes

GRS Tools and Training Facility
Professional and beginning stone setting,
engraving, inlay and sculpting metal classes
<https://grs.com/facility/> <https://grs.com/cost/>

Idyllwild Arts
Summer Adult Metals Week Program
Summer Native American Program
idyllwildarts.org
951-359-2171
Idyllwild, CA

Little Metal Foxes
Extensive list of interactive online classes
info@littlemetalfoxes.com
Referral Program
Seattle, WA

Metalwerx
Classes both online and in-person
info@Metalwerx.com
781-891-3854
Waltham, MA

Silvera Jewelry School
Free lectures monthly from artists
Extensive Zoom and in-person classes
Silverajewelry.com
510-868-4908
Berkeley, CA

Classes from our members

Nohline L'Ecuyer
The Loft Jewelry Studio
<https://www.theloftjewelrystudio.com>

Diane Weimer
Classes
<https://dianeweimer.com/workshops>

Erin Proctor
Ask about her workshops
<http://www.saturn5studio.com>

Upcoming Monthly Makers Challenge

October - Ripples or Waves

Ripples across water, waves from the ocean, clouds in the sky, shadows rippling across the ground, reticulation, corrugation, form folding stacked metals, what do you think of with these words of motion? For additional inspiration for the theme see Ask Betsy's column talks from September its about reticulation.

November - Construct a Box

Have you always wanted to make a box, or a hinge? Now is your chance. You can fabricate it out of any metal, shape or technique. Are there creative ways to open the box lid, or the catch? We look forward to see how innovative your box can be. If you took Angelina's class last month you may have many new creative ideas.

December - Ornament

Holiday party Ornament exchange, there will be an in person party (see calendar for details) and a zoom Monthly Makers Challenge ornament exchange for all unable to attend.

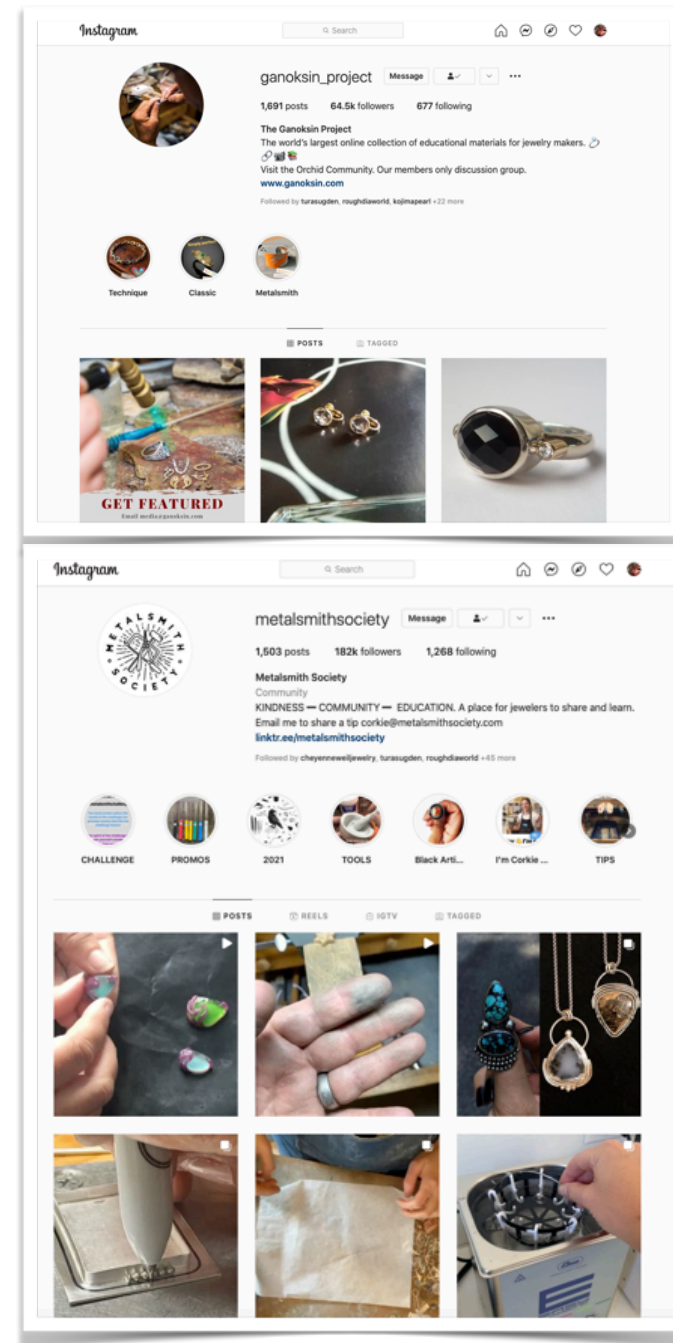
Soon we will be coming up
with the line up of Monthly
Makers Challenges for 2022

Be a part of the planning!
Join one of the volunteer
teams to help create what
we do in 2022.

Continued on pg. 12

Resources

INSTAGRAM: who to follow
[@ganoskin_project](https://www.instagram.com/ganoskin_project)
[@metalsmithsociety](https://www.instagram.com/metalsmithsociety)



MASSC Board Members

President: Angelina Smith
massc.president@gmail.com

Vice President, Program Chair: Ketarah Shaffer
kbetarah.massc@gmail.com

Vice President, Operations: Stella Schloss
massc.vp.ops@gmail.com

Secretary: Betsy Manheimer
massc.secretary@gmail.com

Treasurer: Needed

Members At Large

2Roses, MASSC Social Media
social.massc@gmail.com

Trish McAleer
tmcaleer50@gmail.com

Erin Proctor, Newsletter Editor
massc.editor@gmail.com

Membership Chair: Tigre Sheets
tigre.massc@gmail.com

Fundraising Chair: Kiki Gerardo
kikig@pacbell.net

Contributors

2Roses
Trudy Adler
Bill Gallagher
Virginia (Ginny) Hyatt
Ruth Kaplan
Stella Schoss
Tigre Sheets
Jean Vormelker

Membership

Become a member

If you're joining us for the first time, then hooray! We can't wait to share all of our exciting events with you this year!

Learn all about your member benefits and register here!

Membership is good from the date you register until December 31, 2021.

Here are some reasons to think about joining:

If you bought a Metals Challenge Box you MUST be a current member to enter a piece into the competition!

- Receive Members Only access to Video Library!
- Special pricing on MASSC sponsored workshops & access to Members Only classes and events like the Jewelry District Vendor Tour (online this year)

Membership Dues for 2021

Individual \$50

Dual \$75

Student \$30

Sponsor a student program

Thank you to our sponsors

2Roses
<https://2roses.com>

All Craft USA
<https://www.allcraftusa.com>

A to Z Jewelry Tools
<https://atoztoolsonline.com>

JoolTool
<https://jooltool.com>

NC Black
<https://www.ncblack.com>

Rio Grande Jewelry
<https://www.riogrande.com>

Brad Smith
<http://www.bradsmithjewelry.com>

Be a part of a team!

We are creating teams to work with each of the elected Board positions to help keep the wheels in motion and ensure that volunteering is an enjoyable and rewarding experience.

These support system will be put in place to brainstorm ideas, organize zoom meetings, select teaching topics and monthly activities.

We don't want to skip a beat going forward into next year and we're so excited to invite you to come on board! We need your experience to help us set up a stronger, more inclusive organization.

Please let us know if you have experience in:

- video editing
- book keeping
- writing
- event planning
- marketing/outreach/social media

Contact: massc.vp@gmail.com

Any member can contribute to this newsletter:

- Always looking for your tips and or techniques in any of your process to creating your pieces.
- Photos of your work can be featured in our MASSC Member Gallery. For that—looking for 3 to 4 photos of a collection that works together.
- If you have any questions, reach out and we can help you.

massc.editor@gmail.com